

## Year Two Curriculum Overview

Spring Term 1

### English

We will begin this term by looking at list poems. We will create riddles about ourselves and others to include in our poems and think about the different adjectives we could use. We will then spend some time writing stories based on the book *The King's Pants* where we will be adapting familiar characters to go on an adventure.



We continue to have guided reading sessions this term where we are working on reading fluently and with expression. Please continue to support your child by reading their school reading books 5 times a week.


### Science

Our science unit this term is animals including humans. We will first learn about animal offspring and discussing which animals lay eggs and which give birth to live young. We will then look at how different animals grow and create our own life cycles to compare the growth of different species. We will then be learning about what animals need to survive and how this can have an impact on our lives.



### Maths

We will start this term by learning about money. We will learn about the notes and coins that make up British money and how we can add money together. We will then learn about giving change and how to both add and subtract money. You could support your child at home by having regular conversations about money and practise adding money when in the shops. We will then move on to multiplication and division. We will start by looking at equal groups and practise noticing when objects can be split into equal groups. This will support us with both multiplying and dividing. You may wish to support your child at home by practising counting in 2s, 3s, 5s and 10s so that they are secure in this.



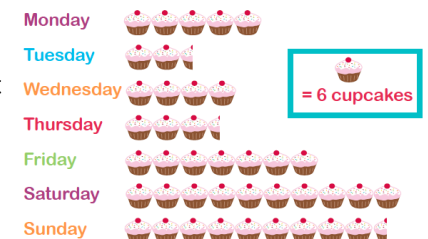
### PE

This term we are developing our jumping, throwing and catching skills as well as balance and control. We will also be learning how to attack and defend in team games as we learn how to play hockey.



### Computing

Our computing unit this term is all about making pictograms. We will be learning how to collect data and use computers to enter and display our findings.




## Year Two Curriculum Overview

Spring Term 1

### Phonics

We are continuing to consolidate our phase 5 phonics this term by practising how to spell and read tricky words. We are also learning about different spelling rules within our phase 6 sessions.



### PSHE

Our first topic this term will be 'working together'. In this unit we will be discussing the things that we are good at that make up our talents and then looking at skills we would like to develop. We will also be talking about how to best use each other's talents to work as part of a group. We will then move onto 'financial capability'. Here we will learn about where money comes from and how we pay for things.



### Music

Using mini beasts as a topic, we'll be exploring improvisation on classroom instruments, exploring different speeds (tempi) as we listen to a variety of music, including Rock and Roll and the Blues. We will be reading written rhythms and creating our own.



### RE

In RE this term we are learning about Hinduism. We will be learning about what it means to be a Hindu and reading different stories to learn more about the religion and different festivals. We will be learning all about how Holi is celebrated in Spring and creating pictures inspired by this festival.



### Geography and History

Our topic this term is 'Best of British'. We will start our unit by looking at the UK. We will learn the names of countries in the UK and locate these using maps. We will also look at the capital cities of the countries in the UK. By observing photos of the UK, we will identify features of the countries in the UK.

We will then look at some of Britain's historical events in more detail including the different monarchs that have reigned over the UK. We will also be exploring the Great Fire of London which includes a visit from the Drama Hut as well as the Gunpowder Plot.



### Art

In art this term we are studying the artist Leonardo Da Vinci to create still life drawings using pencils, pastels and charcoal. We will be learning to develop control over the materials to make different marks for different purposes as we draw.



### DT

Our DT project this term will see us making our own moving monsters. We will learn about levers, linkages and pivots and how we can use these to make our own toys.

